



Reasoning familiarisation


Logging in


← → ↻ start.quest/example


Enter your secret code



F




































3



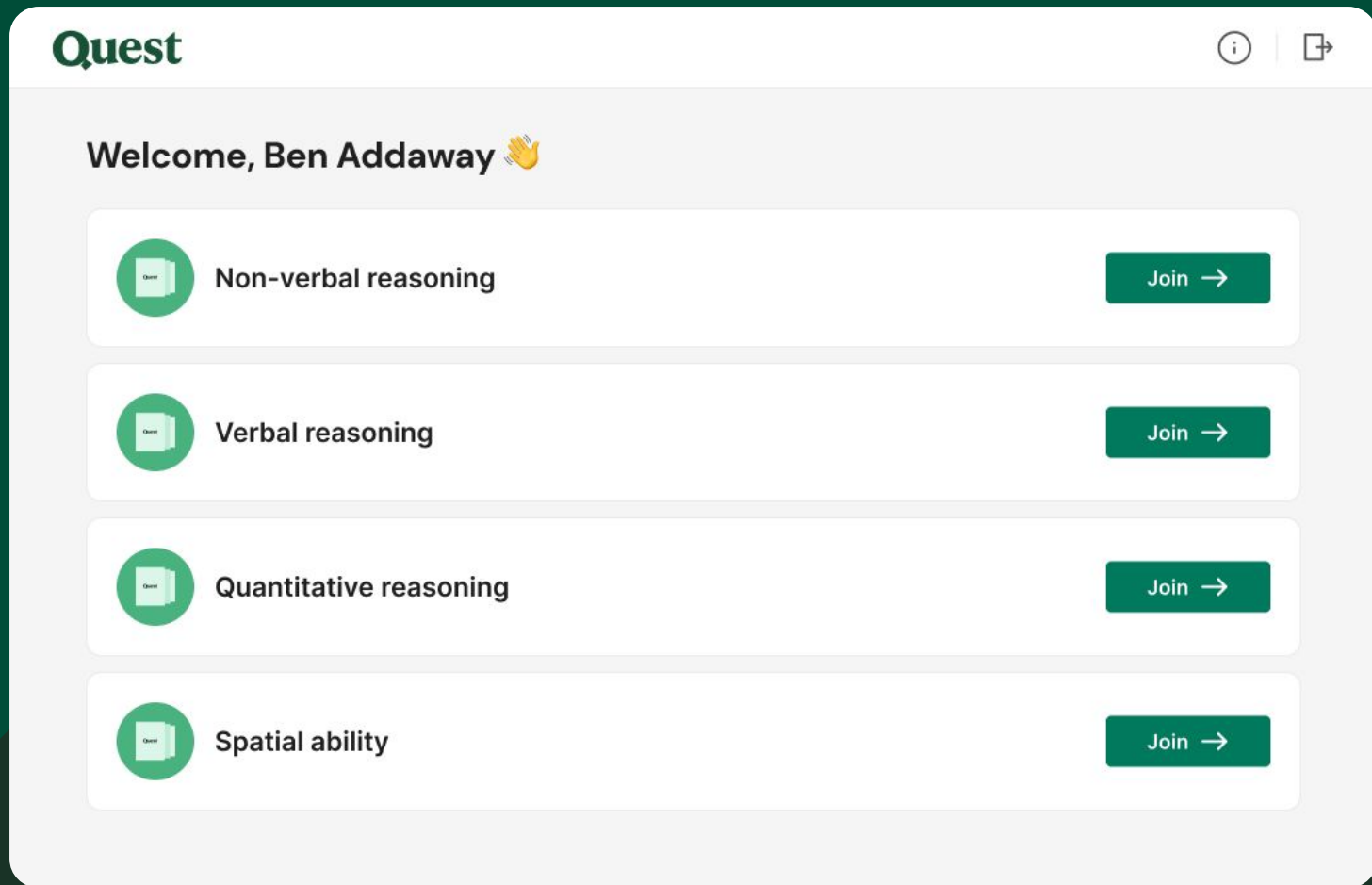






 0	 1	 2	 3	 4	 5	 6	 7	 8	 9
 E	 R	 T	 Y	 U	 I	 O	 P		
 S	 D	 F	 G	 H	 J	 K	 L		
 Z	 X	 C	 V	 B	 N	 M	 Delete		

What you will see



Non-verbal reasoning

Figure classification



Figure classification Practice question 1

Quest

⌚ 10 minutes



Choose the image that best matches the group.



Back

Next


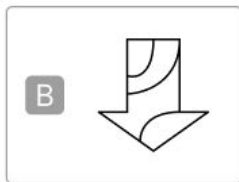
Figure classification Practice question 1

Quest

⌚ 10 minutes



Choose the image that best matches the group.



Back

Next

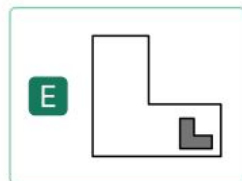
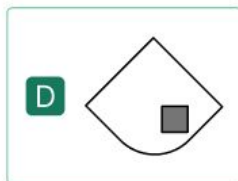


Figure classification Practice question 2

Quest

⌚ 10 minutes



Choose the image that best matches the group.



Back

Next

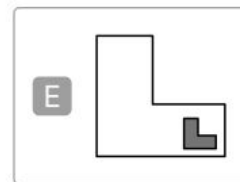
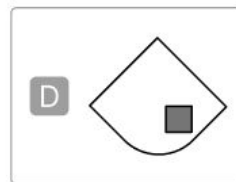
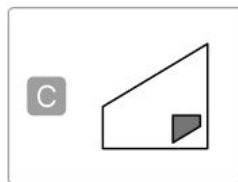
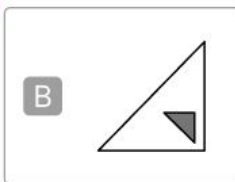
Figure classification Practice question 2

Quest

⌚ 10 minutes



Choose the image that best matches the group.



Back

Next

Non-verbal reasoning

Figure matrices


Figure matrices Practice question 1

Quest


⌚ 10 minutes



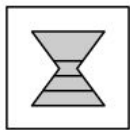
Choose the missing image.



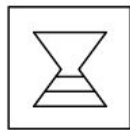
A



B



C



D



Back

Next

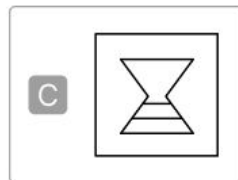
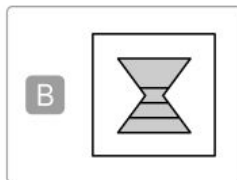


Figure matrices Practice question 1

Quest

⌚ 10 minutes



Choose the missing image.



Back

Next


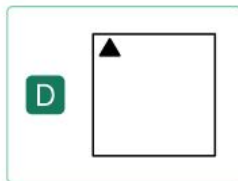

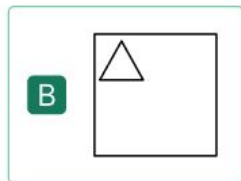
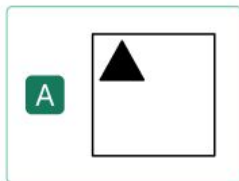

Figure matrices Practice question 2

Quest

⌚ 10 minutes



Choose the missing image.



Back

Next

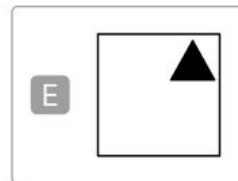
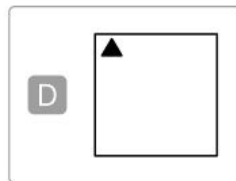
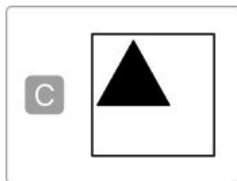
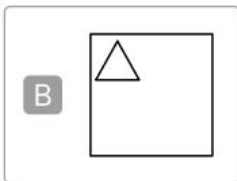


Figure matrices Practice question 2

Quest

⌚ 10 minutes



Choose the missing image.



Back

Next

Verbal reasoning

Verbal classification

Quest

⌚ 10 minutes



Three of these words are linked in some way.

Choose the two odd ones out.

A eagle

B lobster

C monkey

D octopus

E shark

Back

Next

Quest

⌚ 10 minutes



Three of these words are linked in some way.

Choose the two odd ones out.

A

eagle



B

lobster

C

monkey



D

octopus

E

shark

Back

Next

Quest

⌚ 10 minutes



Three of these words are linked in some way.

Choose the two odd ones out.

A door

B fence

C hedge

D stairs

E wall

Back

Next

Quest

⌚ 10 minutes



Three of these words are linked in some way.

Choose the two odd ones out.

A door



B fence

C hedge

D stairs



E wall

Back

Next

Verbal reasoning

Verbal analogies

Quest

⌚ 10 minutes



Which two words best complete the sentence?

Cow is to (calf, grass, milk) as cat is to (dog, kitten, purr).

Choose one word from each set of brackets.

A calf

B grass

C milk

D dog

E kitten

F purr

Back

Next

Quest

⌚ 10 minutes



Which two words best complete the sentence?

Cow is to (calf, grass, milk) as cat is to (dog, kitten, purr).

Choose one word from each set of brackets.

A calf ✓

B grass

C milk

D dog

E kitten ✓

F purr

Back

Next

Quest

⌚ 10 minutes



Which two words best complete the sentence?

Apple is to (crunchy, fruit, red) as carrot is to (peel, soil, vegetable).

Choose one word from each set of brackets.

A crunchy

B fruit

C red

D peel

E soil

F vegetable

Back

Next

Quest

⌚ 10 minutes



Which two words best complete the sentence?

Apple is to (crunchy, fruit, red) as carrot is to (peel, soil, vegetable).

Choose one word from each set of brackets.

A crunchy

B fruit ✓

C red

D peel

E soil

F vegetable ✓

Back

Next

Quantitative reasoning

Number analogies

Number analogies Practice question 1

Quest

⌚ 10 minutes



Complete the third pair of numbers.

10 → 7

20 → 17

30 →

A 23

B 27

C 33

D 37

E 47

Back

Next

Number analogies Practice question 1

Quest

⌚ 10 minutes



Complete the third pair of numbers.

10 → 7

20 → 17

30 →

A 23

B 27



C 33

D 37

E 47

Back

Next

Number analogies Practice question 2

Quest

⌚ 10 minutes



Complete the third pair of numbers.

210 → 21

60 → 6

140 →

A 1

B 10

C 14

D 40

E 41

Back

Next

Number analogies Practice question 2

Quest

⌚ 10 minutes



Complete the third pair of numbers.

210 → 21

60 → 6

140 →

A 1

B 10

C 14

D 40

E 41



Back

Next

Quantitative reasoning

Number series

Number series Practice question 1

Quest

⌚ 10 minutes



Fill the gap in the series.

28

24

20

16

12

8

A 3

B 4

C 5

D 6

E 7

Back

Next

Number series Practice question 1

Quest

⌚ 10 minutes



Fill the gap in the series.

28

24

20

16

12

8

A 3

B 4



C 5

D 6

E 7

Back

Next

Number series Practice question 2

Quest

⌚ 10 minutes



Fill the gap in the series.

1 40 2 30 3 20

A 4

B 5

C 6

D 10

E 15

Back

Next

Number series Practice question 2

Quest

⌚ 10 minutes



Fill the gap in the series.

1 40 2 30 3 20

A 4 ✓

B 5

C 6

D 10

E 15

Back

Next

Spatial ability

Figure analysis

Figure analysis Practice question 1

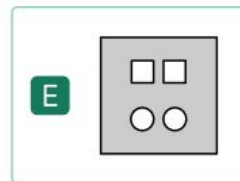
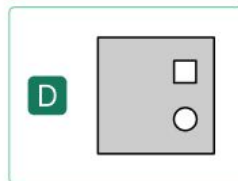

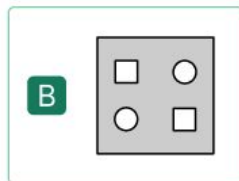
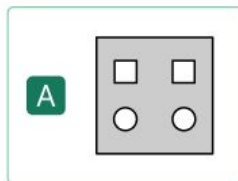
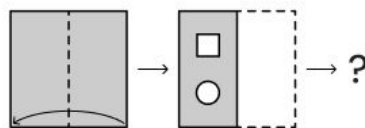
Quest

⌚ 10 minutes



A square of paper was folded.
Then, shapes were cut out of it.

Which image shows how the paper will look when it is unfolded?



Back

Next

Figure analysis Practice question 1

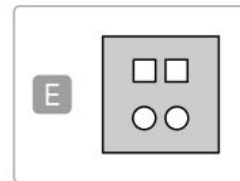
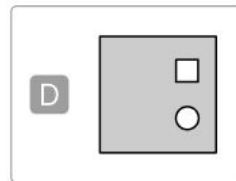
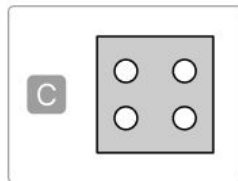
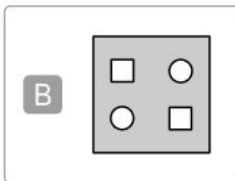

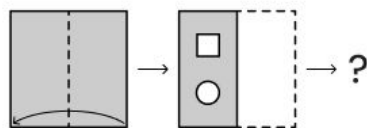
Quest

⌚ 10 minutes



A square of paper was folded.
Then, shapes were cut out of it.

Which image shows how the paper will look when it is unfolded?



Back

Next

Figure analysis Practice question 2

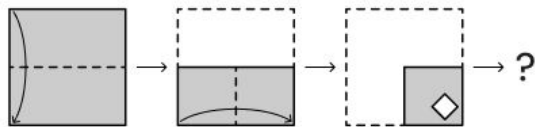
Quest

⌚ 10 minutes




A square of paper was folded.
Then, shapes were cut out of it.

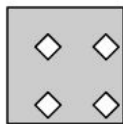
Which image shows how the paper will look when it is unfolded?




A



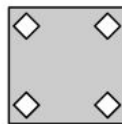
B



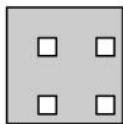
C



D



E



Back

Next

Figure analysis Practice question 2

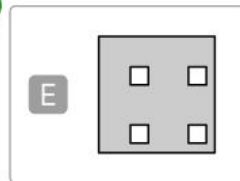
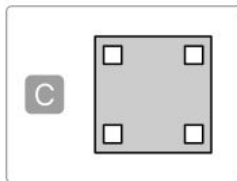
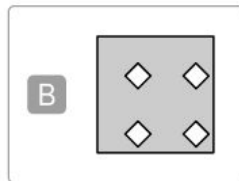
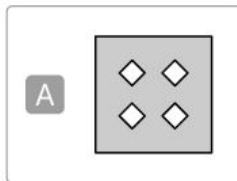
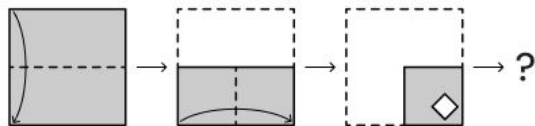
Quest

⌚ 10 minutes



A square of paper was folded.
Then, shapes were cut out of it.

Which image shows how the paper will look when it is unfolded?



Back

Next

Spatial ability

Figure recognition



Figure recognition Practice question 1

Quest

⌚ 10 minutes



Select the image which contains this shape.



Back

Next


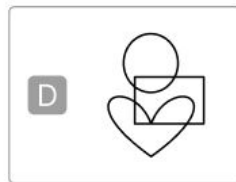
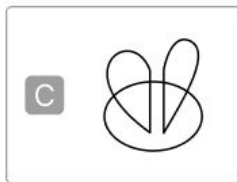
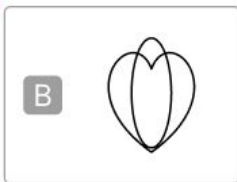
Figure recognition Practice question 1

Quest

⌚ 10 minutes



Select the image which contains this shape.



Back

Next


Figure recognition Practice question 2

Quest

⌚ 10 minutes



Select the image which contains this shape.



A



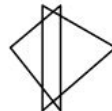
B



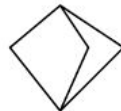
C



D



E



Back

Next

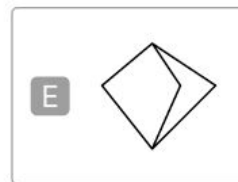
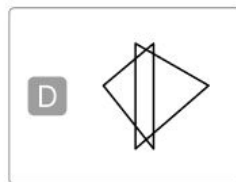
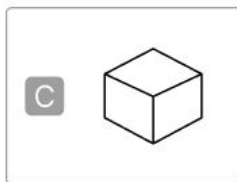
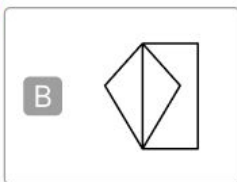

Figure recognition Practice question 2

Quest

⌚ 10 minutes



Select the image which contains this shape.



Back

Next



Thank you!

Quest